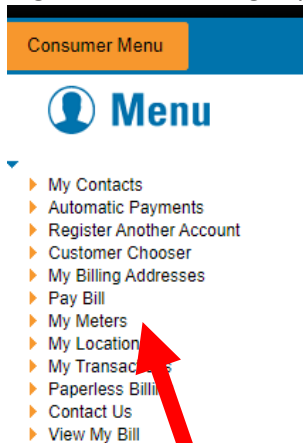


View Your Monthly Usage

- You will need to log into your account in Ampstun. If you have not already registered for an account, please contact our office for instructions.
- Once logged in, look at the consumer menu on the left. (If you have more than one account registered on one login, please select an account first.)



-
- Click on My Meters
- You should see your electronic number(s), also known as your meter register number



Electronic Number	S
12739554	8
5991337	


-
- Click directly on the blue number
- Look at the Meter Menu on the left-hand side

 **Meter Menu**

- ▼ Meter Readings
 - ▶ View Meter
 - ▶ Data Logs
- ▼ Work Orders
- ▼ Other

-
- Click on Data Logs
- You should now see some options to produce your data log

Reading Date Range From  Through 

Reading Interval (TBR) 

-
- Change the Reading Date Range From and Through boxes and click search
 - Please note that registers were being replaced starting in 2018-2019. The results can only go back as far as the life of the register.
- Your results will look like this:

Reading Date	Reading	Factor	Extended Reading	Status	Consumption
6/1/2021	530350	1.0000	530350	OK	550
7/1/2021	530990	1.0000	530990	OK	640
8/2/2021	531890	1.0000	531890	OK	900
9/1/2021	532570	1.0000	532570	OK	680
10/1/2021	533470	1.0000	533470	OK	900
11/1/2021	533630	1.0000	533630	OK	160
12/1/2021	533780	1.0000	533780	OK	150
1/10/2022	533920	1.0000	533920	OK	140
2/1/2022	534050	1.0000	534050	OK	130
3/1/2022	534320	1.0000	534320	OK	270
4/1/2022	534590	1.0000	534590	OK	270
5/2/2022	534960	1.0000	534960	OK	370
6/2/2022	535450	1.0000	535450	OK	490
7/1/2022	535970	1.0000	535970	OK	520
8/1/2022	537130	1.0000	537130	OK	1160

37 total records found.

- - Consumption is in cubic feet (1 cubic foot = 7.48 gallons)
 - Consumption is for the month between readings. For Example, the reading on 08/01/2022 shows a consumption of 1160 cubic feet and is for the month of July.